

Model: **DTL2000 - 23.12 kVA / 18.50 kW**
Marine Range: **50 Hz**







-  Connections on one side
-  Cooling System: Water
-  Electronic management
-  Local and Remote Command
-  Easy Maintenance
-  Reduced Dimensions and Noise Level



Foto Indicativa / Indicative Picture

Characteristics

Generating Set Model	DTL2000
Maximum Power(kVA)	23.12
Maximum Power(kW)	18.50
Phase	Three Phase
Current (A)	29.00
Voltage	400/230 V + N
Frequence	50 Hz
Start up	Electric
Cooling System	Water
Dimensions Open Version (mm)	1010 x 550 x 680
Weight Open Version (Kg)	N/A
Dimensions Soundproof Version (mm)	1130 x 600 x 735
Weight Soundproof Version (Kg)	397
Noise Level (db(A) @ 7 meters)	54
Air consumption (m3/min)	

Engine

Engine	YANMAR
Model	4TNV88-GYM
Cooling System	Water
Rounds Per Minute	1500
Number of Cylinders	4
Displacement (cc)	1995
Bore (mm)	84
Stroke (mm)	90
Compression Ratio: 1	19.10
Oil Cap Capacity (l)	7.40
Sweet Water Pump Capacity(l)	
Refrigerant Fluid Flow (l/min)	5.80
Sea Water Pump Flow (l/min)	
Heat Discharge (kcal/min)	
Maximum Installation Angle	
Speed Governor	Mechanical
Consumption at half load(l/h)	0.00
Consumption at full load (l/h)	4.50
Recommended fuel	EN 590

Standards Applied

Coelmo Generating Sets are marked CE and comply with the following regulations:
Environmental conditions 1.000mbar, 25C°, 30% relative humidity. Power referring to ISO 3046.

- Power: ISO 8528
- Directive Machinery : 2006/42/CE - 89/392CEE - 98/37/CE
- Low Voltage : 2006/95/CE - 73/23/CEE - 93/68/CEE
- Electromagnetic Compatibility : 2004/108/CE - 89/336/CEE - 93/68/CEE
- Emissions for non-road engines : 2002/88/CE - 97/68/CE (*)
- Acoustic emission : 2005/88/CE - 2000/14/CE (**)

* For non-stationary use only

** For Sound Proof Version Only

Certified Company
UNI EN ISO 9001 ISO 14001
SA 8000 ISO 45001

COELMO spa
Via delle Industrie, 278 Agglomerato Industriale ASI
80011 Acerra (NA) - Italy
Tel. +39 081 8039731 - Fax. +39 081 8039724
www.coelmo.it - info@coelmo.it

COELMO®
EXCELLENCE THROUGH GENERATIONS

Model: **DTL2000 - 23.12 kVA / 18.50 kW**
Marine Range: **50 Hz**

■ Alternator

Synchronous, single Bearing, Brushless 4 Pole, Rotating Field with Digital Electronic Regulation, self regulated, self excited, insulation class "H";

Connections

Minimum Power Cable Section	5G6
Maximum Fuel Pump Prevalence	0.80
Fuel Supply Line (Ø mm)	8
Fuel Supply Refusal line (Ø mm)	6
Oil Drain Cap	3/8 NPT
Maximum Sea Water pump prevalence	1.22
Sea Water Supply line (Ø mm)	25
Humid outlet pipe line (Ø mm)	60
Maximum Exhaust Return Pressure Outlet	500
Nominal Battery Voltage (V)	12
Minimum CCA Rating	670 A; 100 Ah
Minimum Battery Cable Section(mm)	50

■ Accessories Upon Request

- Kit Silenced Muffler
- Kit Sea Water Intake
- Siphon Breaker
- Water Gas Separator
- Electrical Fuel Pump
- Diesel Prefilter with Water Separator
- Intercooler System
- Diesel Water Separator
- Manual Oil Extraction Pump

■ Standard Equipment

Sound Proof Canopy

Made entirely from marine grade aluminum (LEGA 5754 H111) powder coated, with a structure that forms the boundary to which are applied 5 panels complete with retractable lever locks.

EOS[®] Control Panel

Weatherproof control panel for engine protection with LCD display, dimension on the dashboard 96x96 mm, supplied separately for all the generators. (Possibility to install the control panel on board only for DML DTL Series)
On board the generators there is a selector for manual start bypassing the control panel.

Generating Set Anchor Brackets

Number 4 steel brackets to attach the generator to the floor of the boat.

Emergency button

Emergency button positioned on the Generating Set to allow for the immediate shutdown in case of danger or damage.

Manuals

User and installation manuals of the generating set along with relative engine and alternator user manuals.

Marine Range: DTL2000 - 23.12 kVA / 18.50 kW Digital Control Panel

Alarms

- Low Oil Pressure
- High Water Temperature
- High Outlet Temperature
- Battery Charger breakdown
- Start failure
- Mechanical failure
- Generator Low Frequency
- Generator High Frequency
- Battery Low Voltage
- Alternator Low Voltage
- Alternator High Voltage
- Maintenance deadline
- Generator Overload

Measures

- Generator Volt (V)
- Ampere (A)
- Frequency (Hz)
- Battery Volt (Vcc)
- Oil Pressure (bar)
- Engine Temperature (°C)
- Maintenance hours

Other Features

- J1939 Interface
- RS485 Interface
- GSM/GPS Extension

EOS 4.1[®]

